


**Host Printing Translator** Printing to a device directly from a mainframe or a high-end server is typically used in organisations where print output varies from page to page. It can be costly because it often requires dedicated printers that use special paper, and has limited capabilities. Due to complex setup procedure, organisations prefer to keep their host systems as stable as possible. This can pose problems however, when it is time to change or upgrade printer hardware. The complex administration associated with making a host system compatible with new printing devices is both costly and time-consuming.

The **Host Printing Translator** is an ideal solution to this problem as it automatically solves any incompatibility issues. It allows you to seamlessly integrate Ricoh devices into your current printing network whilst maintaining the integrity of your current host system settings.



**CASE STUDY**  
SNAPSHOT

“ *The Host Printing Translator was able to save the customer time and money by removing the need for costly host system changes.* ”

**The Customer**

A large pharmaceuticals trading company in Hong Kong employing over 100 staff and producing a print volume of over 200,000 pages per month.

Given the customer was printing documents from their IBM AS/400 host system. Their print settings in the AS/400 system were configured so that a staple was added to their printed documents. High level of technical expertise was required to configure the AS/400 print settings, the company had to outsource the job to a third party, which proved to be costly and time consuming.

Wanting to upgrade their outdated printers, they looked to Ricoh for a solution.

However, their host system was already pre-configured with print settings to match their legacy printing devices. In order for them to be able to upgrade their printer fleet they would have to update these settings. This would have meant employing the third party to make the necessary changes to the host system – again, time consuming and costly.

The customer was hence disinclined to make these expensive changes and asked Ricoh if they could come up with a solution to their problem.


**Ricoh Solution**

By embedding the Host Printing Translator on all of the new printers, the customer was able to continue printing as per normal – it was not necessary for them to change any settings on their host system. The Host Printing Translator was even able to insert a command that moved the positioning of the staple as per the customer’s requirement.

The Host Printing Translator was able to save the customer time and money by removing the need for costly host system changes.

**RICOH**

**Host Printing Translator**



**RICOH**

ISO9001: 2000 certified  
ISO14001 certified



For more information, please contact:

0803-02M-HPT01

All brand and/or product names are trademarks of their respective owners. Specifications and external appearance are subject to change without notice. The colour of the actual product may vary from the colour shown in the brochure.

Copyright © 2008 Ricoh Asia Pacific Pte Ltd. All rights reserved. This brochure and its contents cannot be copied/adapted in part or in whole and/or incorporated into other works without the prior written permission of Ricoh Asia Pacific Pte Ltd.


**RICOH ASIA PACIFIC PTE LTD**  
260 Orchard Road #15-01/02 The Heeren Singapore 238855  
Phone. +65 6830 5888 | Fax. +65 6830 5830  
[www.ricoh.com.sg](http://www.ricoh.com.sg)

Change printers without changing  
your Host System

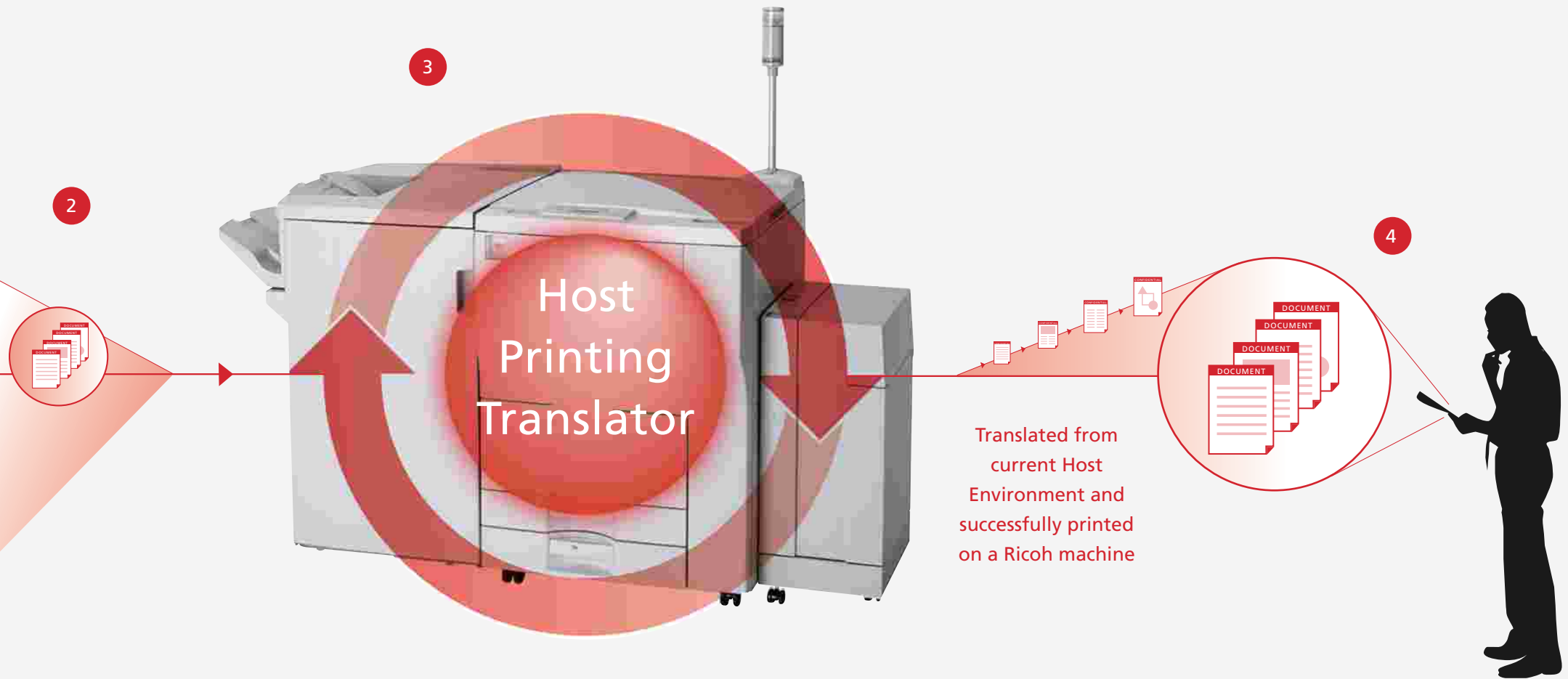
## Print without changing host system settings

- 1 Send your host documents e.g. invoices to a Ricoh printer or Multifunctional Product (MFP).
- 2 Your host system might be pre-programmed with other print vendors' commands. When you print your document, these commands are also sent to the printer.
- 3 With the Host Printing Translator installed, the Ricoh device will translate any non-Ricoh commands into a language that it understands.
- 4 The document is then printed.

### 1 Host System AS/400, Unix Platform

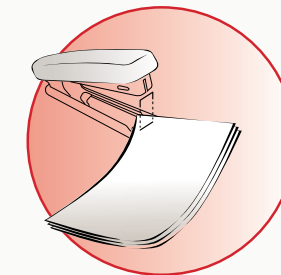


Existing host system documents sent to print on a Ricoh machine

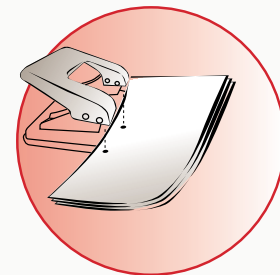


### Additional Finishing Features

STAPLE



HOLE PUNCH



### IMPLEMENTING THIS SOLUTION

- The Host Printing Translator is installed on the Multifunctional Product (MFP) either via embedded firmware (SD Card) or remotely via Web Interface
- No additional hardware or software minimises deployment costs
- Ricoh engineers will configure the Host Printing Translator for you via a simple web browser-based interface

### FEATURES

- Automatic translation of legacy data
- Add finishing options such as stapling and hole punching
  - Administration function
  - Easy and cost effective installation

### BENEFITS

- Old hardware can be replaced or upgraded without modifying the host print settings
- Printers are productive immediately after installation
- Eliminates host printing issues
- Gives you greater choice for output of your print-outs
  - Our experienced engineers will configure the Host Printing Translator to match your organisations current printing environment, saving you valuable time and resources