

RICOH  
Creative  
Collaboration  
for Interactive Whiteboard





## Create tomorrow's workplace

Technology has long enabled the sharing of information in person or remotely in collaborative meetings. Yet, it often requires complicated set-ups.

The ultimate goal is to achieve collaborative and productive meetings that maximise content sharing and shorten meeting set-up through an all-in-one, simple-to-use technology solution.

The most important element in any meeting is the customer experience. Ricoh has studied the employee journey before, during and after meetings and designed RICOH Creative Collaboration to put your people and the content shared at the centre of your meetings.

## Make collaboration the centre point of all your meetings moving forward.

### Benefits

- Reduce time to set up meetings
- Increase productivity during meetings
- Share content collaboratively through easy-to-use technology

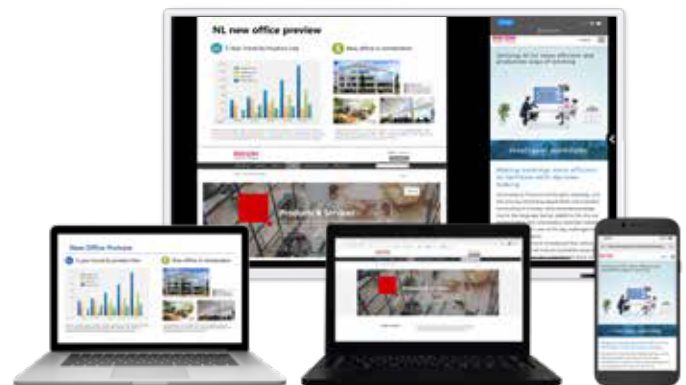
## Easy content sharing

Make your meetings more interactive with collaborative content sharing. You can share content seamlessly on the interactive whiteboard from your laptop or smartphone and control your device from the whiteboard screen. Simply connect via HDMI cable connection or Miracast, Google Cast or Apple AirPlay wirelessly (without any additional app required).



## Fast launcher screen

Upon screen launch, you can choose the pre-installed application that best suits your objective, such as Windows applications, or your preferred meeting app. You can also use the canvas for interactive discussions, etc.



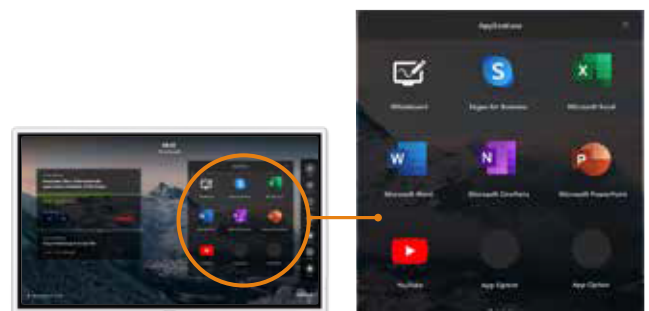
## Easy collaboration with a split screen

Being able to display multiple devices at the same time makes for more productive and collaborative discussions.



## Interactive touchback

Participants can share their content wirelessly from their devices and interact directly with all shared content on the interactive whiteboard. \*Supports Windows 10 and Android devices only.



## Launch any Windows 10 application

Customise your board with any Microsoft Windows 10 app. These are permanently available in the app folder for simple and safe activation.



## Powerful canvas

Collaboration has never been easier on the interactive whiteboard. Any type of content will be available on the screen (web browsers, videos, images, files) in a single virtual canvas. This can be shared on your personal device using a QR code and everyone can interact simultaneously.



## Share any file type

You can present anything on the canvas you need to share, from the traditional presentation deck to spreadsheets, PDFs, videos, web browsers, etc. Once the content is on display, participants can annotate directly to the screen.



## Recap & Clean Up

Ending your meetings is a breeze. Use the Recap function to gather files to email or save to a USB drive or the cloud. The Clean Up function helps you delete data and cookies and leaves the whiteboard clean and ready for the next meeting.



## Convert your hand-written notes

Need to keep those hand-drawn notes to share but want to present it professionally? Or perhaps you want to draw an object with the help of a list of suggested clipart graphics. The handy self-recognition tools will turn your hand-written words, images and shapes into digital content and typed text.

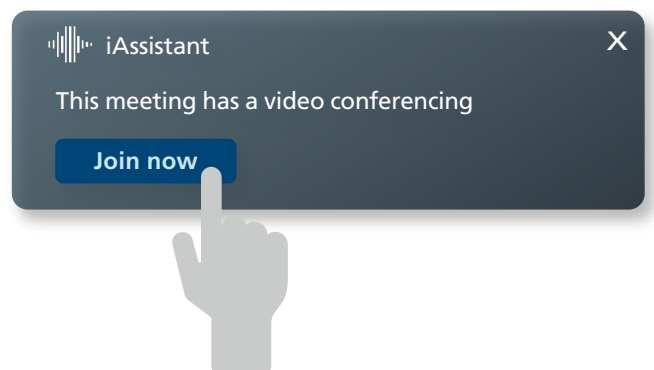



## Collaborate remotely

Connect your laptop, mobile device or other interactive whiteboard from anywhere in the world. Meeting participants can interact on the canvas from remote locations simultaneously for clear communication among the team and maximise collaboration.

## Easily join remote meetings

Your interactive whiteboard grants you access to most of the video conferencing systems on the market. Joining the virtual room will be as easy as one single tap, by clicking the "Join Now" button.



## Multiple vendor support

Most of the video conferencing systems on the market are supported.  
Skype for business | Microsoft Teams | Cisco Webex | GoToMeeting | Google Cloud | Zoom | Pexip | Lifesize | Conx Video Meeting | Join me

## One tap to join

From your meeting link, the virtual assistant will automatically notify you to join the video conference with a simple tap, regardless of which video conferencing system you are using.

# VIRTUAL ASSISTANT






## Enhance your meeting efficiency

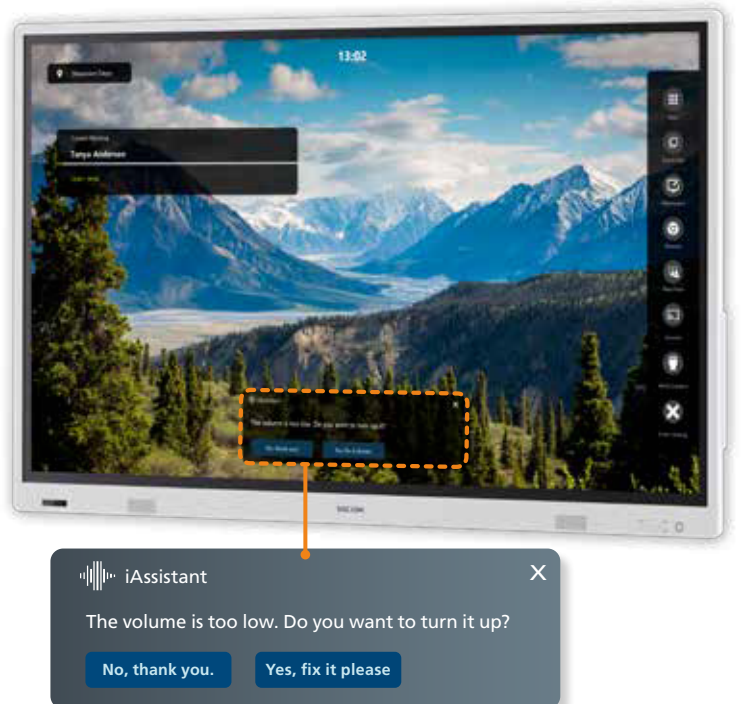
The virtual assistant will be on hand throughout to keep your meetings on track, efficient and stress-free.



## Technical adjustment

The virtual assistant will offer smart adjustments to run your meeting smoothly.

-  System health
-  Turn volume up
-  Join meeting
-  Extend meeting time
-  Finish meeting



## Technical Requirements

### RICOH Creative Collaboration for Interactive Whiteboard

- BOARD TYPE: D3210, D5530, D5520, D6520, D6510, D7510, D7500, D8600
- BOARD CONTROLLER: SMART CONTROLLER OP5 or OP10 (Microsoft Windows 10 1809 minimum version)
- OTHER OPTIONS: CAPTURE BOX required for wired connection
- CONFERENCE CAMERA
- MICROPHONE (with noise cancellation recommended)



- Product appearance and specifications may be changed without prior notice for improvement purposes.
- The actual colour of the product may vary from the pictures.
- Windows are either registered trademarks or trademarks of Microsoft Corp, in the United States and/or other countries.
- Cisco and the Cisco Webex logo are trademarks or registered trademarks of Cisco and/or its affiliates in the U.S. and other countries.
- All other company and product names are trademarks or registered trademarks of their respective companies.
- Please contact your sales representative for details on performance, specifications, and restricting conditions, etc.

**RICOH**  
imagine. change.

[www.ricoh.com.ph](http://www.ricoh.com.ph)


**RICOH (PHILIPPINES), INC.**

G/F OPPEN Building, 349 Sen Gil J. Puyat, Makati City, Philippines 1200  
Hotline: [Makati] (02) 8865-9500, [Laguna] (049) 502-7243, [Cebu] (032) 256-4559

 Ricoh Philippines, Inc.

 ricohphils

 Ricoh Philippines

 Ricoh Philippines